



ಬೃಹತ್ ಬೆಂಗಳೂರು ಮಹಾನಗರ ಪಾಲಿಕೆ
Bruhat Bengaluru Mahanagara Palike



BBMP COVID-19 WAR ROOM 02.07.2022



OVERVIEW OF COVID-19 IN BENGALURU

CASE TRENDS ACTIVE CASES **6,075**

<u>Confirmed Cases</u>	<u>Recovered Cases</u>	<u>Death Cases</u>
871 18,05,970 #	610 17,82,925 #	0 16,970 #

HOSPITALIZATION **93**

<u>ICU – V</u>	<u>ICU</u>	<u>HDU</u>	<u>General</u>
-	3	6	84

INCLUDES GOVT. QUOTA AND PRIVATE WALK-IN HOSPITALIZATION

VACCINATION **11,700** 1,97,37,432 #

<u>First Dose</u>	<u>Second Dose</u>	<u>Precaution Dose</u>
1,495 96,27,274 #	2,651 92,82,753 #	7,554 8,27,405 #

TRIAGING

MTU

19

Tele Triage

672

ACTIVE CLUSTERS

24

Budding Clusters (<5 Cases)

22

Clusters (> 5 cases)

2

TESTING **17,233** 3,05,55,580 #

<u>RAT</u>	<u>RTPCR</u>
3,741	13,492

Positivity : 4.80%
*FOR LAST 7 DAYS

: indicates cumulative numbers till date



ABSTRACT OF COVID-19 SCENARIO IN BENGALURU



	MALE			FEMALE			TRANSGENDER			TOTAL		
	Last 24 Hours	Last 7 Days	Cumulative	Last 24 Hours	Last 7 Days	Cumulative	Last 24 Hours	Last 7 Days	Cumulative	Last 24 Hours	Last 7 Days	Cumulative
Positive Cases	468	3,066	10,66,948	403	2,516	7,38,131	0	0	195	871	5,582	18,05,970
Recovered Cases	354	2,582	10,52,755	256	2,186	7,30,078	0	0	185	610	4,768	17,82,925
Death Cases	0	1	10,747	0	2	6,219	0	0	4	0	3	16,970
Total Tests Done	In Last 24 hrs. : 17,233			In last 7 days : 1,16,191			Cumulative : 3,05,55,580					
Vaccine Doses Administered	In Last 24 hrs. : 11,700			In last 7 days : 82,202			Cumulative : 1,97,37,432					
ACTIVE CASES									6,075			

*Covid deaths occurred today : 00 | Covid deaths occurred beyond last 24 hrs., reported today : 00

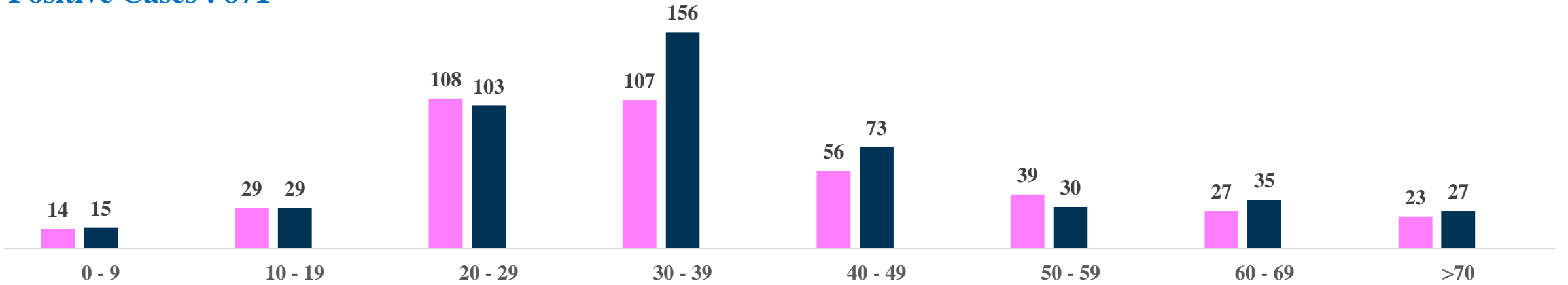


LAST 24 HOURS AGE GROUP AND GENDER WISE DISTRIBUTION

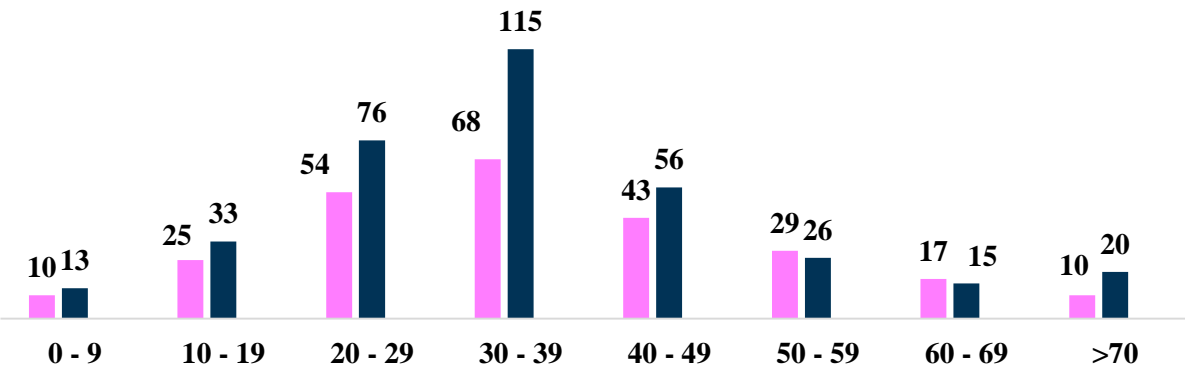


Positive Cases : 871

Female Male Transgender



Recovered Cases : 610



Death Cases : 0

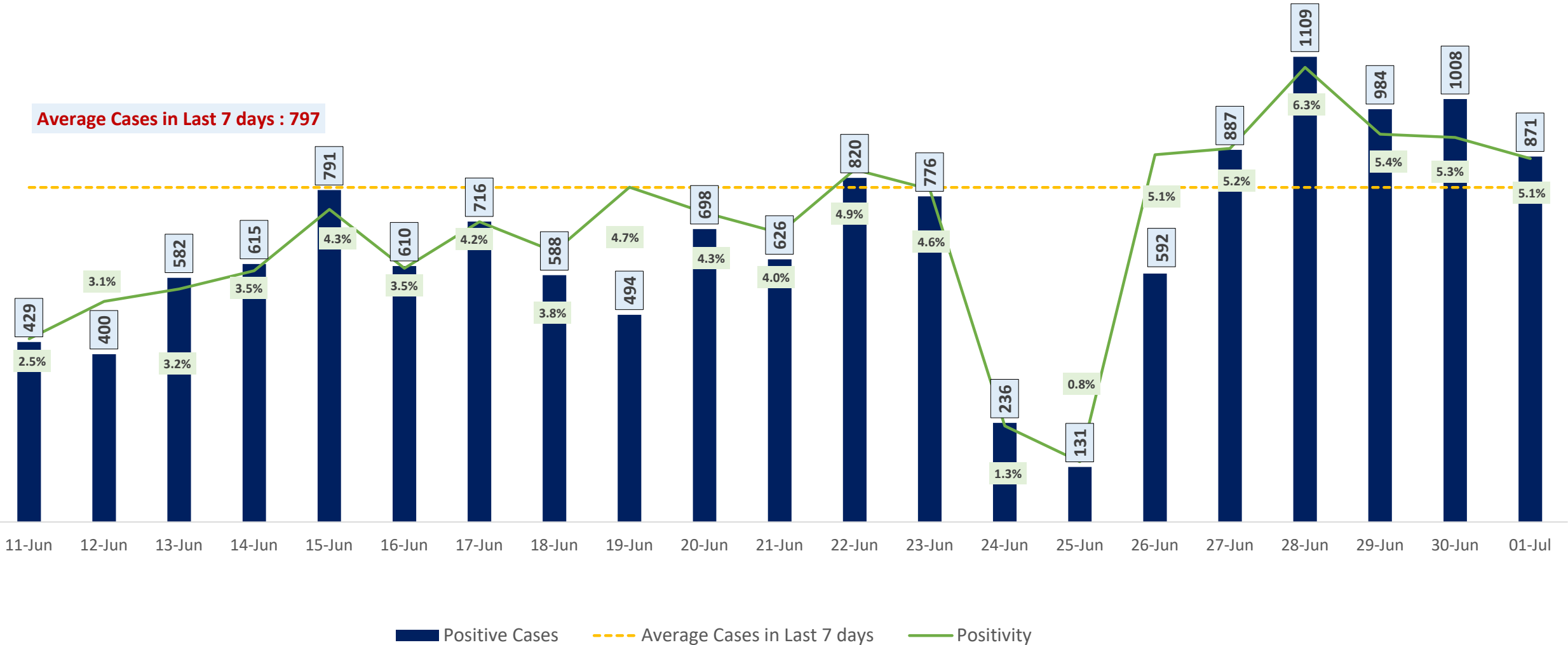
0 to 9 10 to 19 20 to 29 30 to 39 40 to 49 50 to 59 60 to 69 >=70



POSITIVITY RATE OF BENGALURU – LAST 21 DAYS



Average Cases in Last 7 days : 797

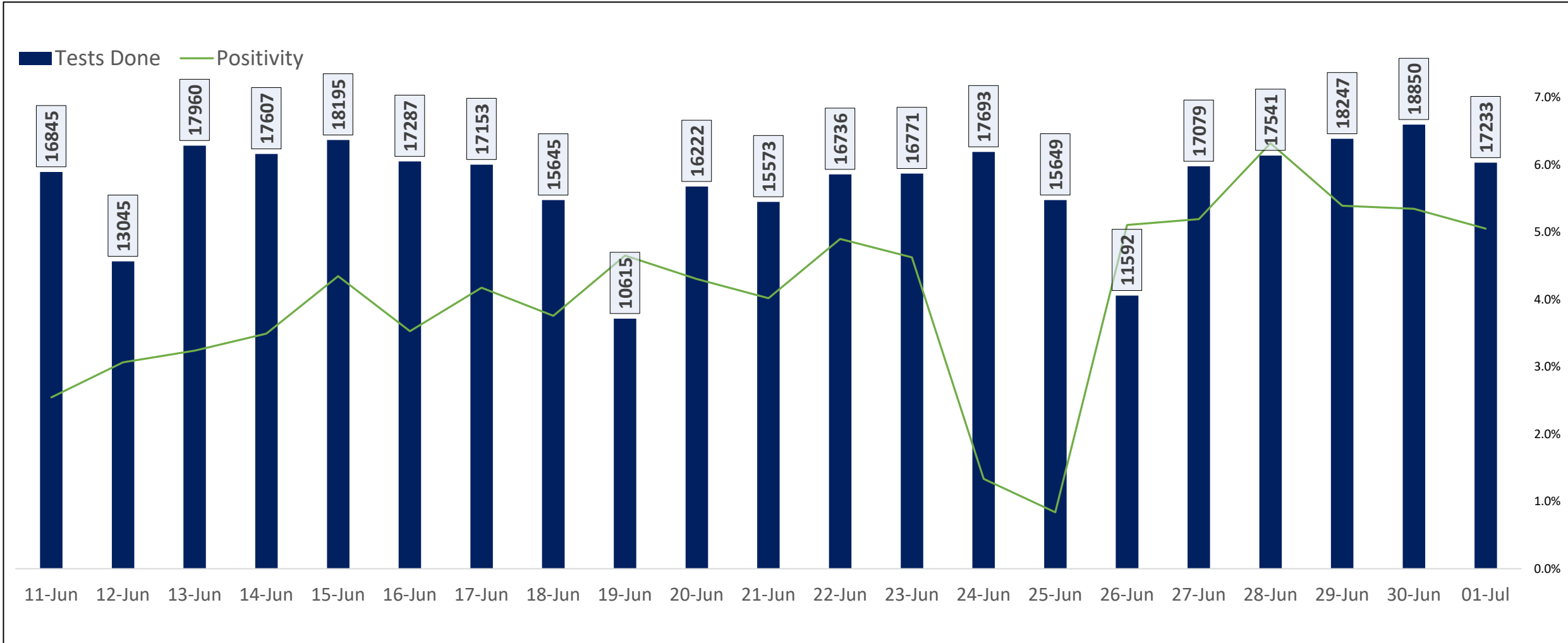




TESTING TRENDS IN BENGALURU

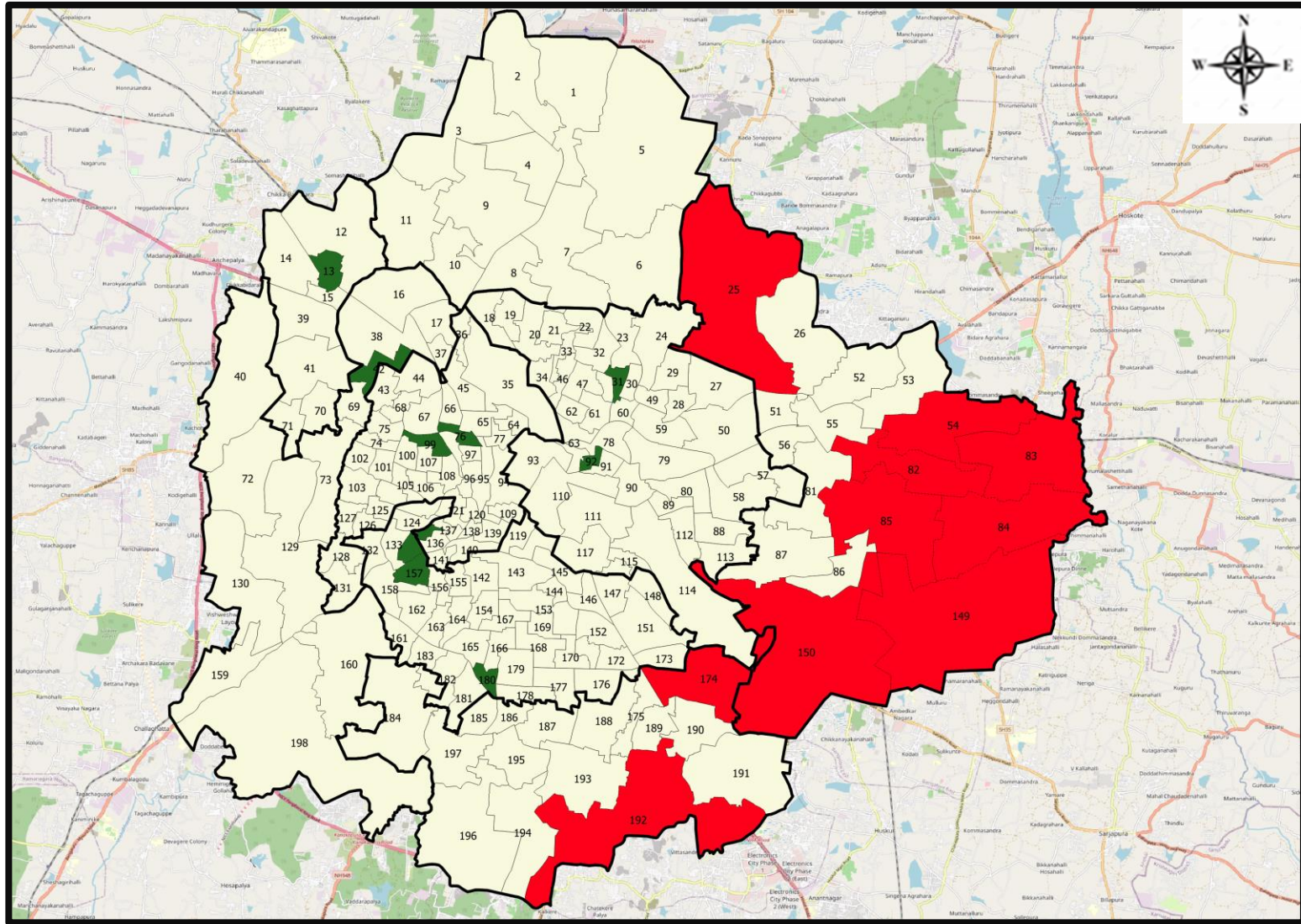


Total Test Conducted Till Date	Test Conducted Last 24 hours	Last 7 Days Average
3,05,55,580	17,233	16,599





BENGALURU URBAN MAP SHOWING TREND OF POSITIVE CASES IN LAST 7 DAYS



Top 10 wards reporting highest number of positive cases in last 7 days

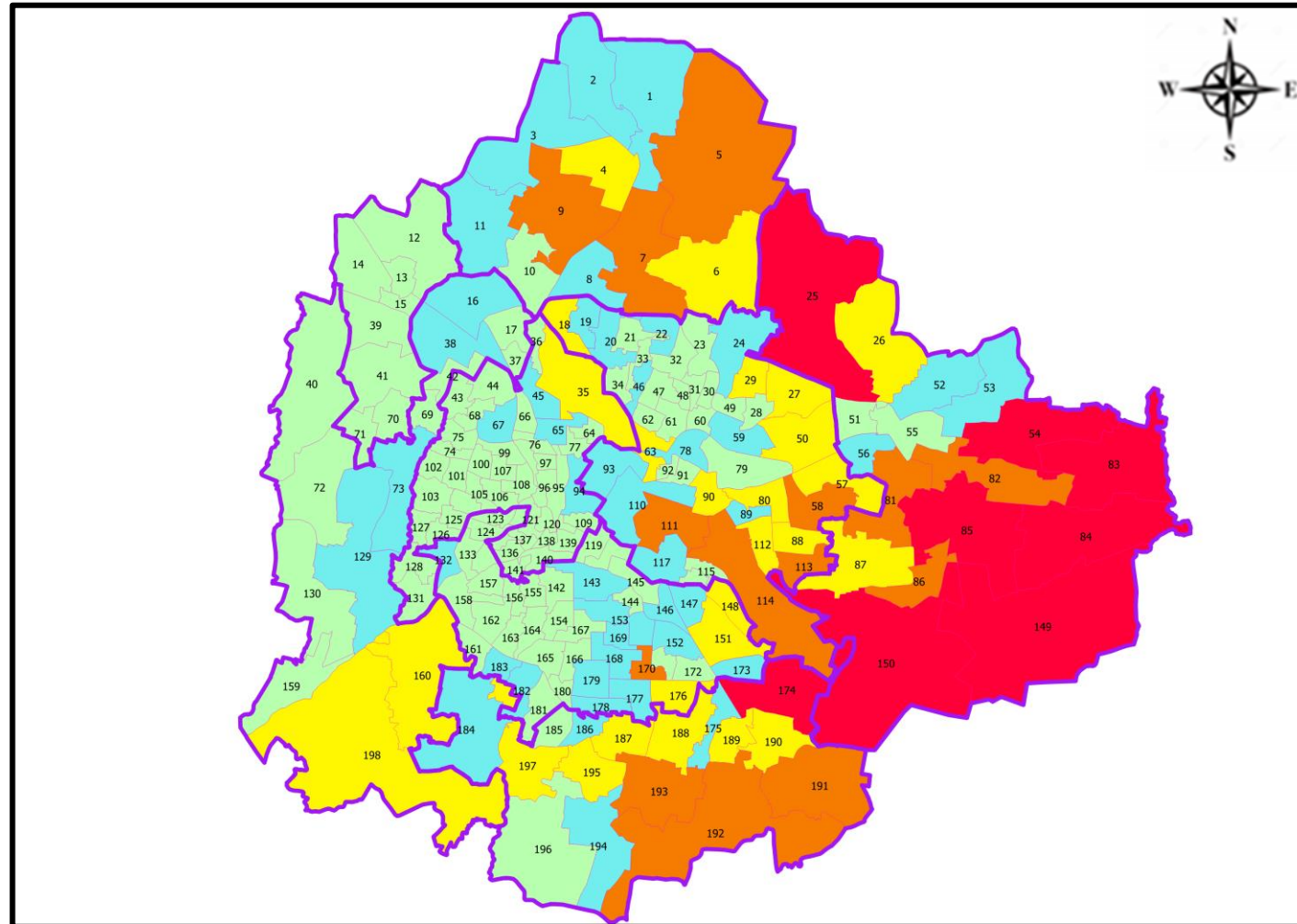
Ward No.	Ward Name	Daily Cases Average
150	Bellanduru	80
83	Kadugodi	42
85	Dodda Nekkundi	38
174	HSR Layout	29
149	Varthuru	28
25	Horamavu	23
84	Hagadur	21
54	Hudi	17
192	Begur	14
82	Garudachar Palya	14

Top 10 wards reporting least number of positive cases in last 7 days

Ward No.	Ward Name	Daily Cases Average
180	Banashankari Temple Ward	0
157	Gali Anjaneya Temple	0
135	Padarayanapura	0
134	Bapuji Nagar	0
99	Rajajinagar	0
92	Shivaji Nagar	0
76	Gayithri Nagar	0
42	Lakshmi Devi Nagar	0
31	Kushal Nagar	0
13	Mallasandra	0



BENGALURU MAP SHOWING INTENSITY OF POSITIVE CASES IN LAST 7 DAYS



- Level 1 : 0 to 10 Cases
- Level 2 : 10 to 25 Cases
- Level 3 : 25 to 50 Cases
- Level 4 : 50 to 100 Cases
- Level 5 : More than 100 Cases
- Zone Boundaries

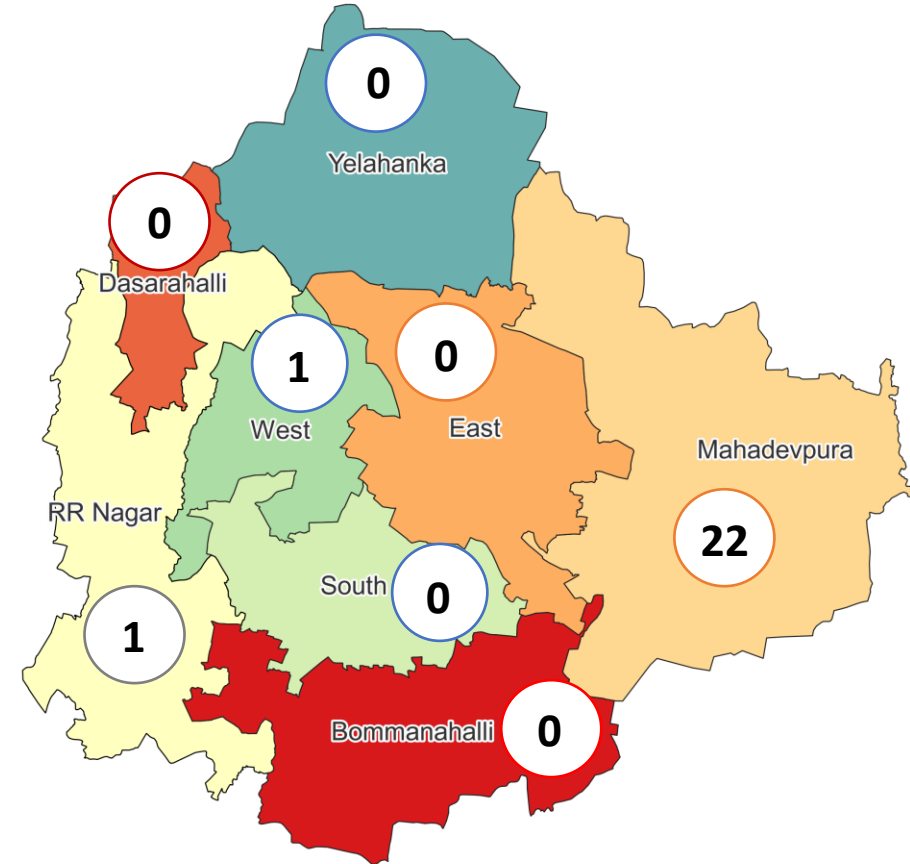


CLUSTER DETAILS



Zone Name	TOTAL CLUSTERS	Budding Clusters	Clusters	Outbreaks
		Less Than 5 Cases	5 To 14 Cases	More Than 14 Cases
BOMMANAHALLI	0 (-)	0 (-)	0 (-)	0 (-)
DASARAHALLI	0 (-)	0 (-)	0 (-)	0 (-)
EAST	0 (-)	0 (-)	0 (-)	0 (-)
MAHADEVPURA	22 (▲11)	21 (▲10)	1 (▲1)	0 (-)
RR NAGAR	1 (-)	0 (-)	1 (-)	0 (-)
SOUTH	0 (-)	0 (-)	0 (-)	0 (-)
WEST	1 (-)	1 (-)	0 (-)	0 (-)
YELAHANKHA	0 (-)	0 (-)	0 (-)	0 (-)
TOTAL	24 (▲11)	22 (▲10)	2 (▲1)	0 (-)

Total Active Clusters



Types of Clusters

Zone Name	Apartments/ Villa	Individual House	Hostels/Quarters	Others	Schools/Colleges
BOMMANAHALLI	0 (-)	0 (-)	0 (-)	0 (-)	0 (-)
DASARAHALLI	0 (-)	0 (-)	0 (-)	0 (-)	0 (-)
EAST	0 (-)	0 (-)	0 (-)	0 (-)	0 (-)
MAHADEVPURA	22 (▲11)	0 (-)	0 (-)	0 (-)	0 (-)
RR NAGAR	0 (-)	0 (-)	0 (-)	0 (-)	1 (-)
SOUTH	0 (-)	0 (-)	0 (-)	0 (-)	0 (-)
WEST	1 (-)	0 (-)	0 (-)	0 (-)	0 (-)
YELAHANKHA	0 (-)	0 (-)	0 (-)	0 (-)	0 (-)
TOTAL	23 (▲11)	0 (-)	0 (-)	0 (-)	1 (-)

▲▼ : Shows increase and decrease in numbers as compared to previous day

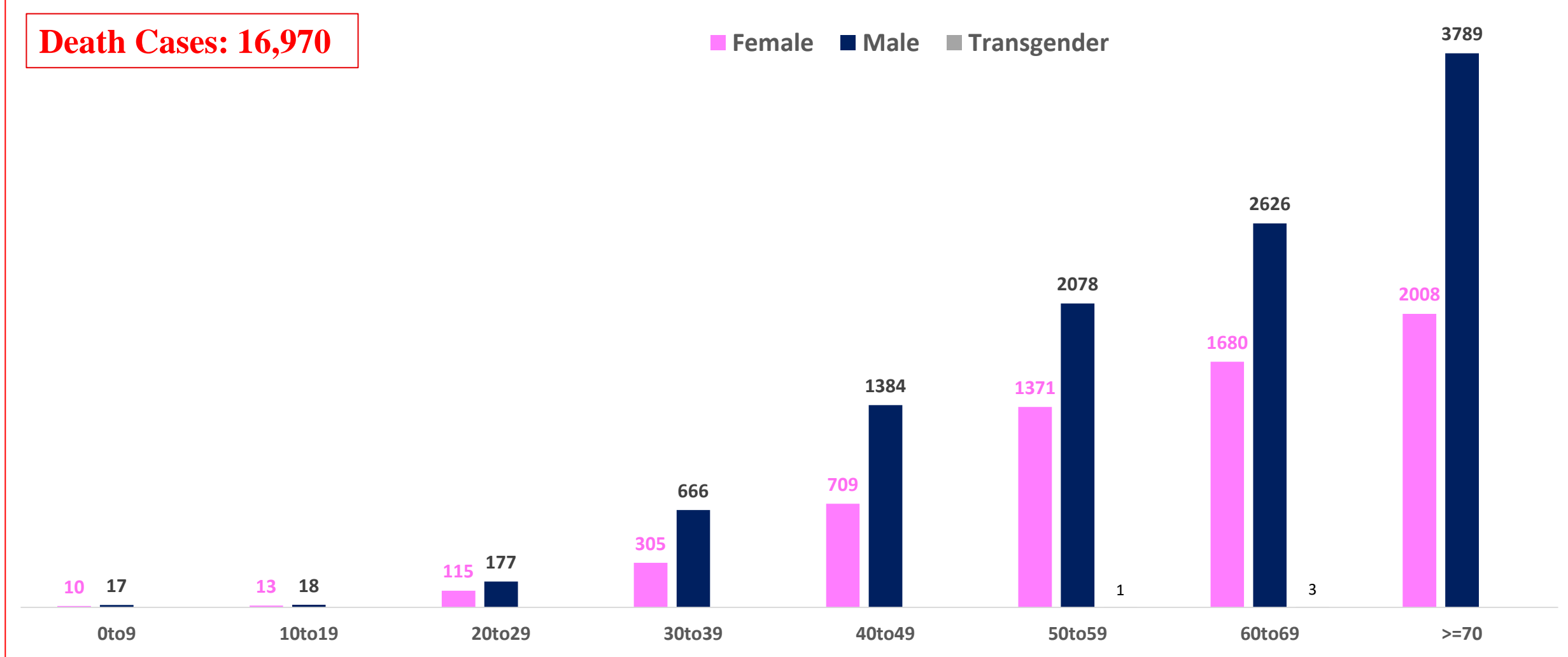


AGE AND GENDER WISE DISTRIBUTION OF DEATH CASES



Death Cases: 16,970

Female Male Transgender





VACCINATION COVERAGE AS ON 01.07.2022



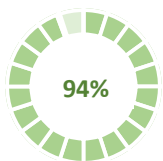
Total Doses Administered

1,97,37,432

▲ 11,700

Total 12-14 years Population : 2.82 Lakhs

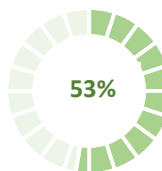
1ST DOSE



2,65,511
Doses administered

▲ 1,021

2ND DOSE

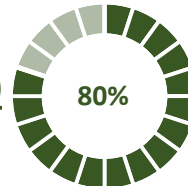


1,48,080
Doses administered

▲ 744

Total 15-18 years Population : 4.42 Lakhs

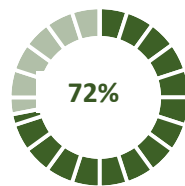
1ST DOSE



3,54,402
Doses administered

▲ 297

2ND DOSE

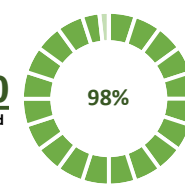


3,18,000
Doses administered

▲ 309

Total adult Population : 91.7 Lakhs

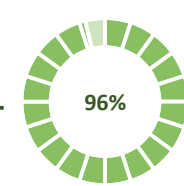
1ST DOSE



90,07,361
Doses administered

▲ 177

2ND DOSE



88,16,673
Doses administered

▲ 1,598

Priority Group*

Health Care Workers

Dose 1

2,10,341

Doses administered

▲ 0

Dose 2

2,06,921

Doses administered

▲ 2

Frontline Workers

Dose 1

3,81,893

Doses administered

▲ 1

Dose 2

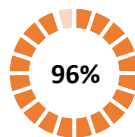
3,73,063

Doses administered

▲ 1

45 – 59 Years Coverage

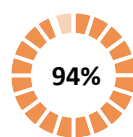
Dose 1



16,94,515
Doses administered

▲ 19

Dose 2

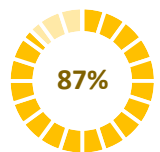


16,67,393
Doses administered

▲ 204

18 - 44 Years Coverage

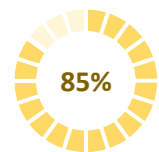
Dose 1



57,40,632
Doses administered

▲ 141

Dose 2



56,08,810
Doses administered

▲ 1,283

60 + Years Coverage

Dose 1



9,79,980
Doses administered

▲ 16

Dose 2



9,60,486
Doses administered

▲ 108

PRECAUTION DOSE



8,27,405

Doses administered

▲ 7,554

PRECAUTION DOSES ADMINISTERED

Health Care Workers

86,681

Booster Doses administered

▲ 296

Front Line Workers

1,10,266

Booster Doses administered

▲ 935

60 + Years Coverage

3,55,062

Booster Doses administered

▲ 643

18 + Years Coverage

2,75,396

Booster Doses administered

▲ 5,680

▲ indicates the increase in last 24 hours



COVID-19 SCENARIO IN BENGALURU AND OTHER METROPOLITIAN CITIES



CITY NAME	Positive Cases	Active Cases	Recovered	Deceased	Vaccine Doses Administered
New Delhi	19,35,687	3,703	19,05,720	26,264	3,50,73,966
Bengaluru*	18,05,970	6,075	17,82,925	16,970	2,27,43,225
Mumbai	11,12,548	9,710	10,83,226	19,612	2,14,72,557
Chennai	7,62,482	5,173	7,48,241	9,068	1,06,83,502
Kolkata	4,47,192	272	4,41,264	5,656	1,03,49,248

Source : <https://dashboard.cowin.gov.in/> at 5:15pm (02.07.2022)
Source : <https://www.covid19bharat.org/> at 5:15pm(02.07.2022)

*includes BBMP & Bengaluru Urban



SNAPSHOT OF COVID-19 CASES IN BENGALURU URBAN



**Total Wards With
< =10 Cases* :
101**

**Tests Conducted
On 01.07.2022:
17,233**

**Recovery
Rate:
98.72%**

**Total
Active Cases :
6,075**

**Total Vaccinated on
01.07.2022:
11,700**

**Positivity
Rate* :
4.80%**

**Active
Rate:
0.34%**

**Case
Fatality Rate* :
0.04%**



*Total positive cases In the past 7 days

*CFR and positivity is for Past 7 days



ಬೃಹತ್ ಬೆಂಗಳೂರು ಮಹಾನಗರ ಪಾಲಿಕೆ
Bruhat Bengaluru Mahanagara Palike



Download BBMP Bulletin	https://apps.bbmpgov.in/covid19/mediabulletin.php
For BBMPCovid19 Bed Status:	https://apps.bbmpgov.in/covid19/en/Bedstatus.php
To register for vaccination :	https://selfregistration.cowin.gov.in/
BBMP COVID19 Dashboard:	https://apps.bbmpgov.in/covid19/
Follow us on:	 www.facebook.com/bbmp.comm1/
	 twitter.com/BBMPCOMM

Issued by:

Honorable Chief Commissioner, BBMP
Special Commissioner Health & IT, BBMP
MD, Bengaluru Smart City Limited

THANK YOU !

